

LOCTITE®



LOCTITE 3D 3843™

HDT60 High Toughness
Photoplastic
Matte Black, White, Clear

LOCTITE®

Henkel Corporation

loctite3dp@henkel.com





3843™

HDT60 HIGH TOUGHNESS
PHOTOPLASTIC



LOCTITE 3D 3843™

Semi-flexible resin with moderate temperature resistance HDT60, high impact strength, and versatility for a broad range of applications.

LOCTITE 3D 3843 is a high-strength engineering plastic with good impact resistance and excellent surface finish. It is ideal for a wide variety of tooling applications on the production floor.

LOCTITE 3D 3843 displays high green strength and HDT enabling it to print accurately and function at room temperature. It is compatible with a broad range of DLP machines.



Benefits:

- Moderate heat resistance, HDT 60° C
- Tough with outstanding surface finish
- Superior strength and impact resistant



Ideal for:

- Manufacturing aids
- Jigs and fixtures
- Housings and covers
- Insoles



Markets:



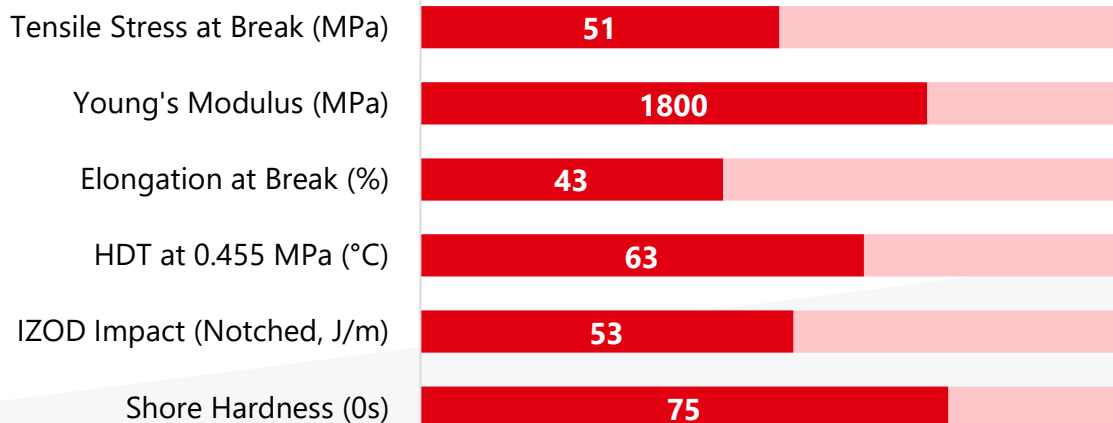
Industry



Automotive



Consumer
Goods



**Values shown are linked to LOCTITE 3843 Matte Black as reference, please refer to the specific mechanical properties for each of the colors shown in this document*



**3843™****HDT60 HIGH TOUGHNESS
PHOTOPLASTIC
MATTE BLACK**

PROPERTIES

Mechanical Properties	Measure	Method	Green	Post Processed
Tensile Stress at Yield	MPa	ASTM D638	44 ± 1 ^[5]	53 ± 2 ^[1]
Tensile Stress at Break	MPa	ASTM D638	38 ± 1 ^[5]	51 ± 2 ^[1]
Young's Modulus	MPa	ASTM D638	1572 ± 31 ^[5]	1806 ± 47 ^[1]
Elongation at Break	%	ASTM D638	52 ± 10 ^[5]	43 ± 10 ^[1]
Flexural Modulus	MPa	ASTM D790	1113 ± 23 ^[6]	1783 ± 45 ^[2]
Flexural Elongation at Break	%	ASTM D790	>5 ^[6]	>5 ^[2]
Flexural Stress at Break	MPa	ASTM D790	-	-
Other Properties				
HDT at 0.455 MPa	°C	ASTM D648	-	63°C ^[3]
IZOD Impact (Notched)	J/m	ASTM D256	-	53 ± 4 ^[4]
Water Absorption (24hr)	%	ASTM D570	-	1.94 ^[7]
Water Absorption (72hr)	%	ASTM D570	-	3.21 ^[7]
Shore Hardness (0s, 3s)	D	ASTM D2240	68, 63 ^[11]	74, 67 ^[9]
Solid Density	g/cm ³	ASTM D1475	1.18 ^[10]	1.18 ^[10]
Thermal Conductivity	mW/(m·K)	ASTM D5930	-	0.21 ^[12]
Heat Capacity	J/(g·K)	ASTM D5930	-	1.5 ± 0.1 ^[12]

Liquid Properties	Measure	Method	Value
Viscosity at 25°C (77°F)	cP	ASTM D7867	720-870 ^[8]
Liquid Density	g/cm ³	ASTM D1475	1.07 ^[10]

"All specimen are printed unless otherwise noted. All specimen were conditioned in ambient lab conditions at 19-23°C / 40-60% RH for at least 24 hours." ASTM Methods: D638 Type IV, 5 mm/min, D790-B, 2 mm/min, D648, D256 Notched IZOD (Machine Notched), 6 mm x 12 mm, D570 0.125" x 2" Disc 24hr@ 25°C, D2240, Type "D" (0, 3 seconds), D7867, D1475

Internal Data Sources:

[1]FOR16424, [2]FOR16426, FOR17678, [3]FOR19725, [4]FOR16427, [5]FOR16425, [6]FOR19115, [7]FOR19118, [8]FOR21751, [9]FOR19117, [10]FOR19114, [11]FOR19119, [12] FOR26234



LOCTITE®

3843™

HDT60 HIGH TOUGHNESS
PHOTOPLASTIC
MATTE BLACK



PROPERTIES

Electrical Properties	Measure	Method	Green	Post Processed
Volume Resistivity	$\Omega \cdot \text{cm}$	ASTM D257	-	$6.5\text{E} + 14$ ^[1]
Surface Resistivity	Ω	ASTM D257	-	$5.7\text{E} + 15$ ^[1]
Dielectric Strength	kV/mm	ASTM D149	-	28.1 ± 1.8 ^[2]
AC Relative Permittivity (Dielectric Constant) ^[3]				
at 50 Hz (XY)	none	ASTM D150	-	4.8
at 1 kHz (XY)	none	ASTM D150	-	4.9
at 1 MHz (XY)	none	ASTM D150	-	4.4
AC Loss Characteristic (Dissipation Factor) ^[4]				
at 50 Hz (XY)	none	ASTM D150	-	0.021
at 1 kHz (XY)	none	ASTM D150	-	0.021
at 1 MHz (XY)	none	ASTM D150	-	0.041

"All specimen are printed unless otherwise noted. All specimen were conditioned in ambient lab conditions at 19-23°C / 40-60% RH for at least 24 hours." ASTM Methods: D638 Type IV, 5 mm/min, D790-B, 2 mm/min, D648, D256 Notched IZOD (Machine Notched), 6 mm x 12 mm, D570 0.125" x 2" Disc 24hr@ 25°C, D2240, Type "D" (0, 3 seconds), D7867, D1475

Internal Data Sources:

[1] FOR25869, [2] FOR25870, [3] FOR25870, [4] FOR25872



LOCTITE®

3843™

HDT60 HIGH TOUGHNESS
PHOTOPLASTIC
MATTE BLACK

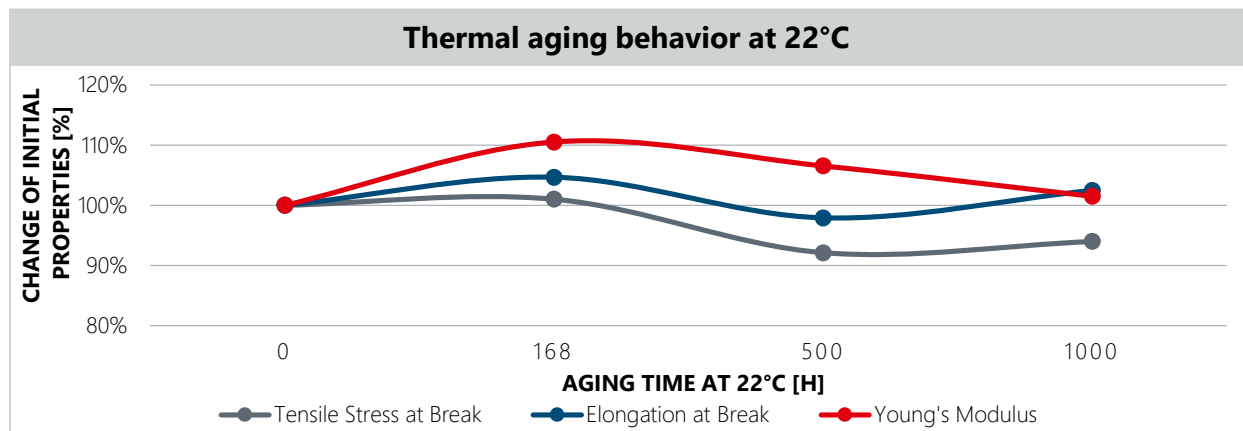


AGING AND ENVIRONMENTAL EFFECTS

LOCTITE 3D 3843 BK has been tested in QUV exterior weathering conditions (ASTM G-154) for 800 hours with less than a 15% change in Tensile and IZOD Impact properties.

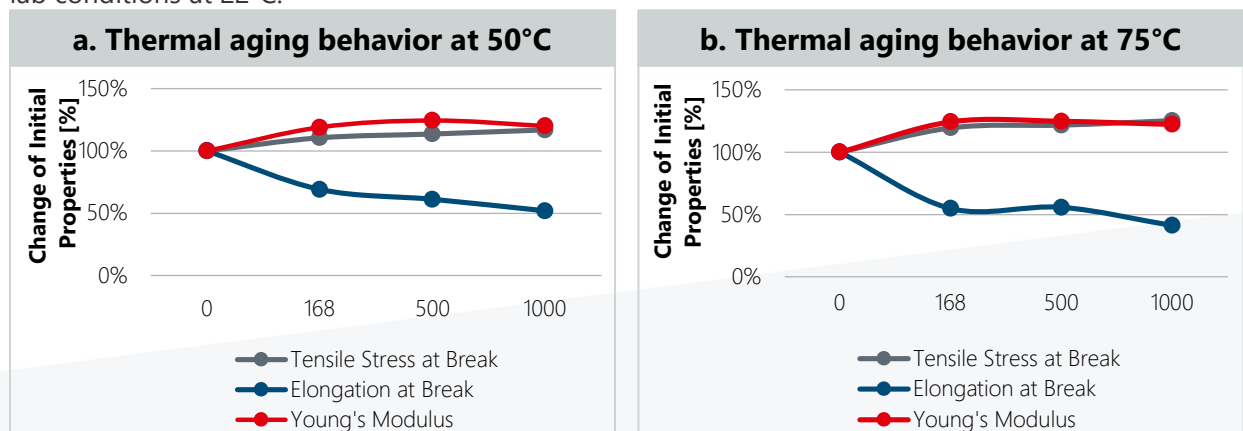
CONTROL AGING AT 22°C (Tested at 22°C)

Samples were kept at standard laboratory conditions and were not exposed to elevated temperatures. Samples were tested accordingly to ASTM D638 at standard lab conditions at 22°C.



HEAT AGING (Tested at 22°C)

Samples were aged at (a) 50°C and (b) 75°C and were tested accordingly to ASTM D638 at standard lab conditions at 22°C.



LOCTITE®

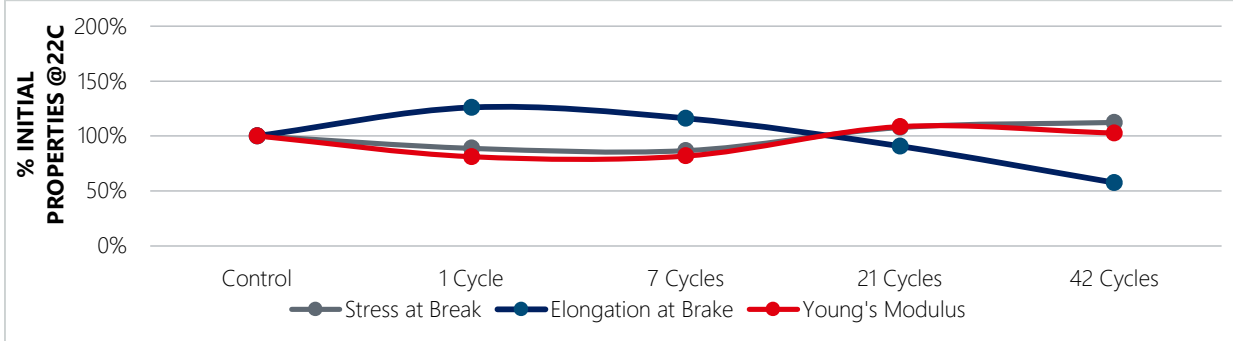
3843™

HDT60 HIGH TOUGHNESS
PHOTOPLASTIC
MATTE BLACK



AGING AND ENVIRONMENTAL EFFECTS

Q-Sun (ASTM D2565) – Tested accordingly to ASTM D638



Chemical Resistance - Tested accordingly to ASTM D638

Exposure Time 100 hours

% of initial strength

Chemical	Measure	Elongation at Break	Stress at Break	Young's Modulus
Water (22C°)	%	152	52	44
IPA	%	117	40	38
NaOCl	%	120	57	58
Salt Fog (22C°)	%	169	43	30
Motor Oil (87C°)	%	93	104	100
Hydrogen Peroxide	%	158	47	38

Chemical Resistance - Tested accordingly to ASTM D638

Exposure Time 500 hours

% of initial strength

Chemical	Measure	Elongation at Break	Stress at Break	Young's Modulus
Water (22C°)	%	175	27	12
IPA	%	0	0	0
NaOCl 5	%	83	28	31
Salt Fog (22C°)	%	192	33	17
Motor Oil (87C°)	%	78	106	105
Hydrogen Peroxide	%	180	22	7



**3843™****HDT60 HIGH TOUGHNESS
PHOTOPLASTIC
MATTE BLACK**

WORKFLOW

Validated workflows need to be followed to achieve properties as provided in the TDS. Examples of validated workflow steps are listed below. Users should defer to the most current workflow information for best results which can be found at <https://www.loctiteam.com/prINTER-validation-settings>

PRINTER SETTINGS

LOCTITE 3D 3843 Matte Black is formulated to print optimally on industrial DLP printer. Read the safety data sheet carefully to get details about health and safety instructions. Recommended print parameters:

- Shake resin bottle well before usage
- Temperature: 20°C to 35°C
- Intensity: 3 mW/cm² to 7 mW/cm²

Exposure time for an intensity of 5 mW/cm²

Layer Thickness (μm):	25	50	100	Ec (mJ/cm ²)	11.16
First layer time (s)	45	45	50	Dp (mm):	0.21
Burn in region (s):	4	5	7.5		
Model Layer Exposure (s):			9.5		

POST PROCESSING

LOCTITE 3D 3843 Matte Black requires post processing to achieve specified properties. Prior to post curing, support structures should be removed from the printed part, and the part should then be washed. Use compressed air to remove residual solvent from the surface of the material between intervals.

Post Process Step	Agent	Method	Duration	Intervals	Additional Info
Cleaning	IPA	Manual	2 min	1	
Dry	n.a.	Compressed air	10 to 60 s	1	Air pressure (30psi)
Wait before post curing	n.a.	Ambient condition	60 min	1	Room temperature

POST CURING

LOCTITE 3D 3843 Matte Black requires post curing to achieve specified properties. It is recommended that either an LED or wide spectrum lamp be used to post cure parts.

UC Curing Unit	UV Source	Intensity	Cure time/ side	Additional Settings (Shelf, Output Energy)
Uvitron Intelliray 600W	Mercury Arc Bulb (broad spectrum)	66% Intensity	2 min	-
Dymax 5000 EC Flood	Mercury Arc Bulb (broad spectrum)	148 mW/cm ² at 380 nm	2 min	400W, Shelf K
Loctite CL36	405nm LED	80 mW/cm ² at 405 nm	20 min	100% top & side

Henkel

**3843™****HDT60 HIGH TOUGHNESS
PHOTOPLASTIC
WHITE**

PROPERTIES

Mechanical Properties	Measure	Method	Green	Post Processed
Tensile Stress at Yield	MPa	ASTM D638	36.2 ± 1.0 ^[1]	52.6 ± 1.1 ^[2]
Tensile Stress at Break	MPa	ASTM D638	33.1 ± 2.6 ^[1]	49.0 ± 1.5 ^[2]
Young's Modulus	MPa	ASTM D638	1318 ± 31 ^[1]	1720 ± 72 ^[2]
Elongation at Break	%	ASTM D638	74.4 ± 9.9 ^[1]	47.6 ± 7.8 ^[2]
Flexural Modulus	MPa	ASTM D790	721 ± 36 ^[3]	1673 ± 44 ^[4]
Flexural Strain at Break	%	ASTM D790	> 5 ^[3]	> 5 ^[4]
Flexural Stress at Break	MPa	ASTM D790	-	-
Other Properties				
HDT at 0.455 MPa	°C	ASTM D648	50 ^[5]	60 ^[6]
IZOD Impact (Notched)	J/m	ASTM D256	-	58.3 ± 4.17 ^[7]
IZOD Impact (Unnotched)	J/m	ASTM D256	-	175.3 ± 12.8 ^[8]
Water Absorption (24hr)	%	ASTM D570	-	2.3 ^[9]
Water Absorption (72hr)	%	ASTM D570	-	3.5 ^[9]
Shore Hardness (0s, 3s)	D	ASTM D2240	68, 64 ^[10]	70, 76 ^[11]
Solid Density	g/cm	ASTM D1475	1.18 ^[13]	1.18 ^[11]

Liquid Properties	Measure	Method	Value
Viscosity at 25°C (77°F)	cP	ASTM D7867	450 - 650 ^[14]
Liquid Density	g/cm ³	ASTM D1475	1.07 ^[12]

"All specimen are printed unless otherwise noted. All specimen were conditioned in ambient lab conditions at 19-23°C / 40-60% RH for at least 24 hours." ASTM Methods: D638 Type IV, 5 mm/min, D790-B, 2 mm/min, D648, D256 Notched IZOD (Machine Notched), 6 mm x 12 mm, D570 0.125" x 2" Disc 24hr@ 25°C, D2240, Type "D" (0, 3 seconds), D7867, D1475

Internal Data Sources:

[1]FOR17796, [2]FOR17795, [3]FOR17799, [4]FOR17797, [5]FOR17801, [6]FOR17800, [7]FOR17792, [8]FOR17793, [9]FOR17794, [10]FOR17790, [11]FOR17789, [12]FOR17791, [13]FOR17809, [14]FOR37133



**3843™****HDT60 HIGH TOUGHNESS
PHOTOPLASTIC
WHITE**

WORKFLOW

Validated workflows need to be followed to achieve properties as provided in the TDS. Examples of validated workflow steps are listed below. Users should defer to the most current workflow information for best results which can be found at <https://www.loctiteam.com/prINTER-validation-settings>

PRINTER SETTINGS

LOCTITE 3D 3843 White is formulated to print optimally on industrial DLP printer. Read the safety data sheet carefully to get details about health and safety instructions. Recommended print parameters:

- Shake resin bottle well before usage
- Temperature: 20°C to 35°C
- Intensity: 3 mW/cm² to 7 mW/cm²

Exposure time for an intensity of 5 mW/cm²

Layer Thickness (µm):	25	50	100	Ec (mJ/cm ²)	7.194
First layer time (s)	45	45	45	Dp (mm):	0.170
Burn in region (s):	2	3.5	6		
Model Layer Exposure (s):			4.5		

POST PROCESSING

LOCTITE 3D 3843 White requires post processing to achieve specified properties. Prior to post curing, support structures should be removed from the printed part, and the part should then be washed. Use compressed air to remove residual solvent from the surface of the material between intervals.

Post Process Step	Agent	Method	Duration	Intervals	Additional Info
Cleaning	TPM	Ultrasonic	2 min	2	Dry after each interval
Dry	n.a.	Compressed air	20 s	2	Air pressure (55psi)
Wait before post curing	n.a.	Ambient condition	60 min	1	Room temperature

POST CURING

LOCTITE 3D 3843 White requires post curing to achieve specified properties. It is recommended that either an LED or wide spectrum lamp be used to post cure parts.

UC Curing Unit	UV Source	Intensity	Cure time/ side	Additional Settings (Shelf, Output Energy)
Uvitron Intelliray 600W	Mercury Arc Bulb (broad spectrum)	66% Intensity	4 min	Shelf K
Dymax 5000 EC Flood	Mercury Arc Bulb (broad spectrum)	150 -175 mW/cm ² at 380 nm	8 min	Shelf I



**3843™****HDT60 HIGH TOUGHNESS
PHOTOPLASTIC
CLEAR**

PROPERTIES

Mechanical Properties	Measure	Method	Green	Post Processed
Tensile Stress at Yield	MPa	ASTM D638	43.8 ± 0.7 [6]	45.0 ± 1.5 [1]
Tensile Stress at Break	MPa	ASTM D638	38.0 ± 1.7 [6]	44.0 ± 2.7 [1]
Young's Modulus	MPa	ASTM D638	1,562 ± 36 [6]	1,752 ± 42 [1]
Elongation at Break	%	ASTM D638	58.0 ± 24 [6]	41.0 ± 6.7 [1]
Flexural Modulus	MPa	ASTM D790	-	1,878 ± 81 [2]
Flexural Strain at Break	%	ASTM D790	-	> 5 [2]
Flexural Stress at Break	MPa	ASTM D790	-	-
Other Properties				
HDT at 0.455 MPa	°C	ASTM D648	-	63 [9]
IZOD Impact (Notched)	J/m	ASTM D256	-	65.0 ± 2.9 [3]
Water Absorption (24hr)	%	ASTM D570	-	2.13 [7]
Shore Hardness (0s, 3s)	D	ASTM D2240	-	68, 63 [8]
Solid Density	g/cm ³	ASTM D1475	1.17 [4]	1.18 [4]

Liquid Properties	Measure	Method	Value
Viscosity at 25°C (77°F)	cP	ASTM D7867	400 – 600 [5]
Liquid Density	g/cm ³	ASTM D1475	1.07 [4]

"All specimen are printed unless otherwise noted. All specimen were conditioned in ambient lab conditions at 19-23°C / 40-60% RH for at least 24 hours." ASTM Methods: D638 Type IV, 5mm/min, D790-B, 2mm/min, D648, D256 Notched IZOD (Machine Notched), 6 mm x 12 mm, D570 0.125" x 2" Disc 24hr@ 25°C, D2240, Type "D" (0, 3 seconds), D7867, D1475

Internal Data Sources:

[1]FOR17386, [2]FOR17382, [3]FOR17385, [4]FOR17383, [5]FOR37129, [6]FOR17201, [7]FOR17380, [8]FOR19616, [9]FOR20038, [10]FOR20009, [11]FOR20010





3843™

HDT60 HIGH TOUGHNESS
PHOTOPLASTIC
CLEAR



CLEAR COLOR PROPERTIES

In order to assess clear properties, color variation is measured as Delta-E (dE) to define parts transmittance.

dE measures changes from L*a*b*C*h. The table below shows the color variation for two different workflows:

Method: ASTM E308, Total Transmission

Part State	L*	a*	b*	C*	h	dE
Green / no post-processing ^[10]	93.11	-1.06	2.28	2.52	114.9	-
Dymax 5000EC 5 min/side ^[10]	93.20	-0.46	1.14	1.22	111.89	1.29
Loctite CL36 60 min/side ^[11]	92.89	-0.36	1.28	1.33	105.85	1.24

The table below shows color variation after ageing for 650 hours

A dE of 1.0 - 2.0 change is the smallest color difference, in average, that the human eye can perceive

QUV exterior weathering conditions (ASTM G-154—Cycle 1): Clear color

Method: ASTM G-154—Cycle 1 & ASTM E308, Total Transmission

QUV Exposure Time (Hrs)	L*	a*	b*	C*	h	dE
0	93.82	-0.49	1.35	1.44	109.91	-
325	93.10	-0.61	1.68	1.79	109.96	0.80
650	93.40	-0.86	2.47	2.61	109.22	1.25



**3843™****HDT60 HIGH TOUGHNESS
PHOTOPLASTIC
CLEAR**

WORKFLOW

Validated workflows need to be followed to achieve properties as provided in the TDS. Examples of validated workflow steps are listed below. Users should defer to the most current workflow information for best results which can be found at <https://www.loctiteam.com/prINTER-validation-settings>

PRINTER SETTINGS

LOCTITE 3D 3843 Clear is formulated to print optimally on industrial DLP printer. Read the safety data sheet carefully to get details about health and safety instructions. Recommended print parameters:

- Shake resin bottle well before usage
- Temperature: 20°C to 35°C
- Intensity: 3 mW/cm² to 7 mW/cm²

Exposure time for an intensity of 5 mW/cm²

Layer Thickness (µm):	25	50	100	Ec (mJ/cm ²)	7.67
First layer time (s)	45	45	45	Dp (mm):	0.18
Burn in region (s):	2	3.5	6		
Model Layer Exposure (s):			5		

POST PROCESSING

LOCTITE 3D 3843 Clear requires post processing to achieve specified properties. Prior to post curing, support structures should be removed from the printed part, and the part should then be washed. Use compressed air to remove residual solvent from the surface of the material between intervals.

Post Process Step	Agent	Method	Duration	Intervals	Additional Info
Cleaning	IPA	Ultrasonic	2 min	1	
Dry	n.a.	Compressed air	10 - 60 s	1	Air pressure (20psi)
Wait before post curing	n.a.	Ambient condition	60 min	1	Room temperature

POST CURING

LOCTITE 3D 3843 Clear requires post curing to achieve specified properties. It is recommended that either an LED or wide spectrum lamp be used to post cure parts.

UC Curing Unit	UV Source	Intensity	Cure time/ side	Additional Settings (Shelf, Output Energy)
Dymax 5000 EC Flood	Mercury Arc Bulb (broad spectrum)	120 mW/cm ² at 380 nm	4 min	Shelf I





3843™

**HDT60 HIGH TOUGHNESS
PHOTOPLASTIC**



NOTE

The information provided in this Technical Data Sheet (TDS) including the recommendations for use and application of the product are based on our knowledge and experience of the product as at the date of this TDS. The product can have a variety of different applications as well as differing application and working conditions in your environment that are beyond our control. Henkel is, therefore, not liable for the suitability of our product for the production processes and conditions in respect of which you use them, as well as the intended applications and results. We strongly recommend that you carry out your own prior trials to confirm such suitability of our product.

Any liability in respect of the information in the Technical Data Sheet or any other written or oral recommendation(s) regarding the concerned product is excluded, except if otherwise explicitly agreed and except in relation to death or personal injury caused by our negligence and any liability under any applicable mandatory product liability law.

In case products are delivered by Henkel Belgium NV, Henkel Electronic Materials NV, Henkel Nederland BV, Henkel Technologies France SAS and Henkel France SA please additionally note the following:

In case Henkel would be nevertheless held liable, on whatever legal ground, Henkel's liability will in no event exceed the amount of the concerned delivery.

In case products are delivered by Henkel Colombiana, S.A.S. the following disclaimer is applicable:

The information provided in this Technical Data Sheet (TDS) including the recommendations for use and application of the product are based on our knowledge and experience of the product as at the date of this TDS. Henkel is not liable for the suitability of our product for the production processes and conditions in respect of which you use them, as well as the intended applications and results. We strongly recommend that you carry out your own prior trials to confirm such suitability of our product.

Any liability in respect of the information in the Technical Data Sheet or any other written or oral recommendation(s) regarding the concerned product is excluded, except if otherwise explicitly agreed and except in relation to death or personal injury caused by our negligence and any liability under any applicable mandatory product liability law.

In case products are delivered by Henkel Corporation, Resin Technology Group, Inc., or Henkel Canada, Inc. the following disclaimer is applicable:

The data contained herein are furnished for information only and are believed to be reliable. We cannot assume responsibility for the results obtained by others over whose methods we have no control. It is the user's responsibility to determine suitability for the user's purpose of any production methods mentioned herein and to adopt such precautions as may be advisable for the protection of property and of persons against any hazards that may be involved in the handling and use thereof. In light of the foregoing, Henkel Corporation specifically disclaims all warranties expressed or implied, including warranties of merchantability or fitness for a particular purpose, arising from sale or use of **Henkel Corporation's products. Henkel Corporation specifically disclaims any liability for consequential or incidental damages of any kind, including lost profits.** The discussion herein of various processes or compositions is not to be interpreted as representation that they are free from domination of patents owned by others or as a license under any Henkel Corporation patents that may cover such processes or compositions. We recommend that each prospective user test his proposed application before repetitive use, using this data as a guide. This product may be covered by one or more United States or foreign patents or patent applications.

Trademark Usage

Except as otherwise noted, all trademarks in this document are trademarks of Henkel Corporation in the U.S. and elsewhere. ® denotes a trademark registered in the U.S. Patent and Trademark Office.

Henkel

LOCTITE®



FIND OUT MORE AT
LOCTITEAM.COM

LOCTITE®

Henkel Corporation
loctite3dp@henkel.com



Version 2021/06/29